










































# Stitch overview Utility stitches

For the most up to date prices visit - <https://www.performancesewing.com>

Stitch	Stitch number (710)	Stitch number (720)	Name	Description
	1.1.1	1.1.1	Straight stitch	For seaming and topstitching. Select from 37 different needle positions. <i>Note: This stitch makes a stronger tie-off than stitch 2.1.1.</i>
	1.1.2	1.1.2	Stretch triple straight stitch	Reinforced seam. Topstitching.
	1.1.3	1.1.3	Stretch tricot stitch	For sewing seams on stretch fabrics.
	1.1.4	1.1.4	Basting stitch	Single stitch used for basting. Touch foot control to sew one stitch. Move fabric manually to desired position and touch foot control again to sew another stitch.
	1.1.5	1.1.5	Zigzag stitch	Reinforce seams, clean finish and stretch sewing.
	1.1.6	1.1.6	Stretch triple zigzag stitch	Elastic stitch for decorative hems or topstitching.
	1.1.7	1.1.7	Three-step zigzag stitch	Sewing elastic, darning, patching and decorative sewing.
	1.1.8	1.1.8	Elastic stitch	Sewing elastic, darning, patching and lace insertion.
	1.1.9	1.1.9	Z-zigzag stitch	Applique, couching, eyelets.
	1.1.10	1.1.10	Honeycomb stitch	Decorative stitch for stretch fabrics and hems. Also used with elastic thread in the bobbin.
	1.1.11	1.1.11	Bridging stitch	Joining fabrics and quilt batting, decorative stitch for quilting, hemstitching.
	1.1.12	1.1.12	Foundation elastic stitch	Joining stitch for undergarments, terry cloth, leather, bulky fabrics where overlapping the seams.
	1.1.13	1.1.13	Crosshem stitch	Elastic decorative hem for stretch fabrics. Also suitable for joining fabrics and quilt batting.
	1.1.14	1.1.14	Blindhem stitch	Sewing blindhems on woven fabrics.
	1.1.15	1.1.15	Elastic blindhem stitch	Sewing blindhems on stretch fabrics.
	1.2.1	1.2.1	Closed overlock	Seam and overcast stretch fabrics in one step.
	1.2.2	1.2.2	Elastic overcast	Seam and overcast stretch fabrics in one step.
	1.2.3	1.2.3	Overlock	Seam and overcast stretch fabrics in one step.
	1.2.4	1.2.4	Light knit fabric patching	For patching and sewing hems in stretch fabrics.


	1.2.5	1.2.5	Closed overlock	Seam and overcast in one step, patch, hem.
	1.2.6	1.2.6	Compensated closed overlock	For patching, sewing hems, sewing seams and overcasting in stretch fabrics.
	1.2.7	1.2.7	Mock cover hem	Create the look of a serger cover hem for stretch fabrics.
	N.A	1.2.8	Mock cover hem	Create the look of a serger cover hem for stretch fabrics.
	1.2.8	1.2.9	Open overlock blindhem	Create decorative overlock blindhem for woven fabrics.
	1.2.9	1.2.10	Closed overlock blindhem	Create decorative overlock blindhem for stretch fabrics.
	1.3.1	1.3.1	Standard buttonhole	Basic buttonhole for blouses, shirts and jackets. Also for pillowcases.
	1.3.2	1.3.2	Rounded buttonhole with crosswise tack	Buttonhole for garments.
	1.3.3	1.3.3	Eyelet buttonhole with pointed tack	Tailors buttonhole or decorative buttonhole.
	1.3.4	1.3.4	Rounded buttonhole	Buttonhole for light garments or jackets.
	1.3.5	1.3.5	Stretch buttonhole	Buttonhole for stretch fabrics.
	1.3.6	1.3.6	Decorative eyelet buttonhole	Decorative buttonhole for jackets.
	N.A	1.3.7	Decorative eyelet buttonhole	Decorative buttonhole for jackets.
	N.A	1.3.8	Heirloom eyelet buttonhole	Decorative heirloom buttonhole.
	1.3.7	1.3.9	Heirloom eyelet buttonhole	Decorative heirloom buttonhole.
	1.3.8	1.3.10	Button sewing	Sew on buttons or tacking.
	1.3.9	1.3.11	Bound buttonhole	Foundation stitch for bound buttonhole.
	1.4.1	1.4.1	Eyelet	For belts, laces, heirloom sewing, etc.
	1.4.2	1.4.2	Decorative eyelet	For belts, laces, heirloom sewing, etc.

	N.A	1.4.3	Decorative eyelet	Decorative eyelet for heirloom sewing.
	1.4.3	1.4.4	Decorative eyelet	For belts, laces, heirloom sewing, etc.
	1.4.4	1.4.5	Programmable darning stitch	To darn or mend small holes, begin stitching over hole, touch reverse for continuous darning and stop.
	1.4.5	1.4.6	Programmable reinforced darning stitch	Darn and mend work clothes, jeans, table cloths and linen towels. Stitch over hole, touch reverse for continuous darning and auto stop.
	1.4.6	1.4.7	Bartack	Reinforce pockets, shirt openings, belt loops as well as at lower end of a zipper.
	1.4.7	1.4.8	Denim bartack	Reinforce pockets, shirt openings, belt loops as well as at lower end of a zipper.
	1.4.8	1.4.9	Decorative bartack	Reinforce pockets, shirt openings, belt loops as well as at lower end of a zipper.
	1.4.9	1.4.10	Cross bartack	Reinforce pockets, shirt openings and belt loops.

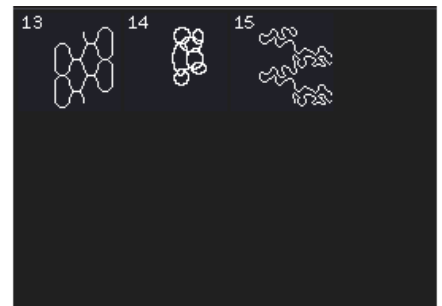
## Decorative stitches (720)




2.1 Quilt stitches - Handlook stitches



2.2 Quilt stitches - Stippling stitches




2.2 Quilt stitches - Stippling stitches



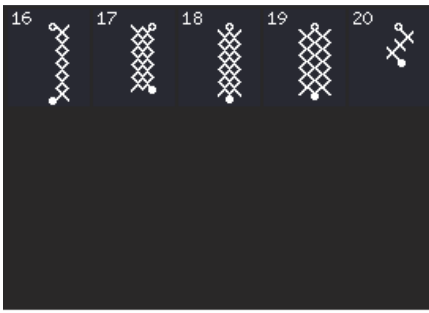
2.3 Quilt stitches - Crazy patch stitches



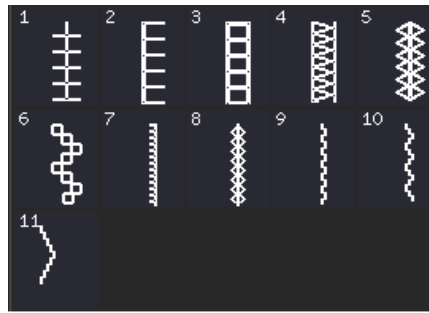
2.3 Quilt stitches - Crazy patch stitches




3.1 Needle art stitches - Cross stitches




3.1 Needle art stitches - Cross stitches




3.2 Needle art stitches - Needlework stitches




3.3 Needle art stitches - Antique hand embroidery stitches



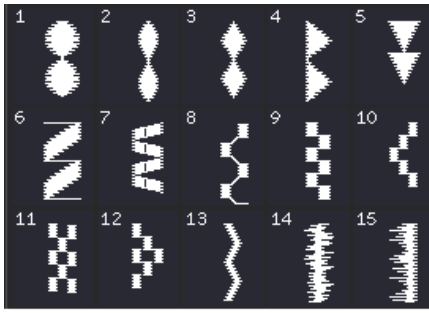
3.3 Needle art stitches - Antique hand embroidery stitches




4.1 Satin stitches - Scallop edges




4.1 Satin stitches - Scallop edges



4.2 Satin stitches - Satin elements



4.2 Satin stitches - Satin elements




4.3 Satin stitches - Borders




4.3 Satin stitches - Borders



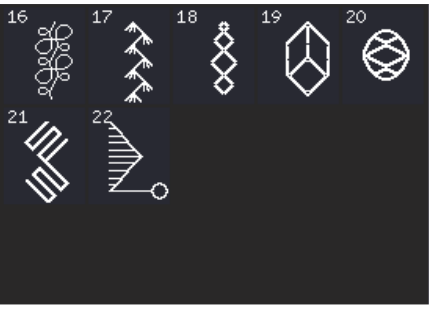
5.1 Decorative stitches - Leaves and flowers




5.1 Decorative stitches - Leaves and flowers



5.2 Decorative stitches - Art stitches




5.2 Decorative stitches - Art stitches



5.3 Decorative stitches - Ornamental stitches




5.3 Decorative stitches - Ornamental stitches



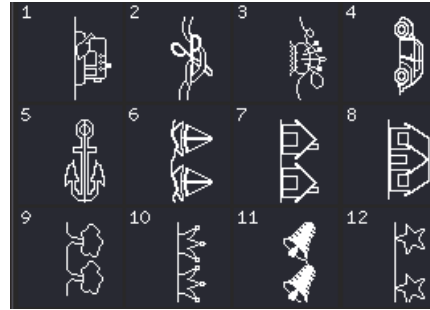
5.4 Decorative stitches - Maxi art stitches




6.1 Miscellaneous stitches - Bows and hearts



6.2 Miscellaneous stitches - Animal stitches



6.3 Sewing techniques - Fun stitches




6.3 Sewing techniques - Fun stitches




7.1 Monogram stitches - Monogram 1




7.1 Monogram stitches - Monogram 1




7.1 Monogram stitches - Monogram 1



8.1 Stitch techniques - Ribbon stitches



8.1 Stitch techniques - Ribbon stitches




8.2 Stitch techniques - Stacking stitches



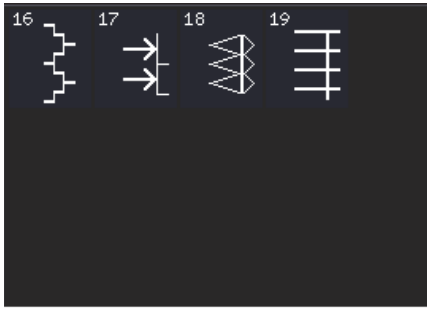
8.2 Stitch techniques - Stacking stitches




8.3 Stitch techniques - Floating stitches



9.1 Additional stitches - Optional feet stitches



9.1 Additional stitches -  
Optional feet stitches



9.2 Additional stitches -  
Four direction sewing


## Decorative stitches (710)



2.1 Quilt stitches - Handlook  
stitches




2.2 Quilt stitches - Stippling  
stitches



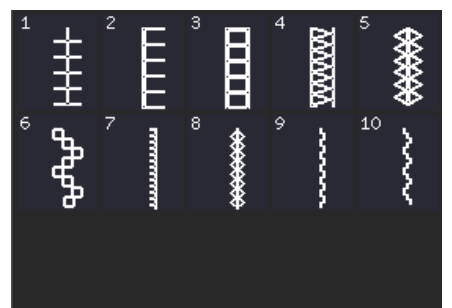
2.3 Quilt stitches - Crazy  
patch stitches




2.3 Quilt stitches - Crazy  
patch stitches




3.1 Needle art stitches - Cross  
stitches



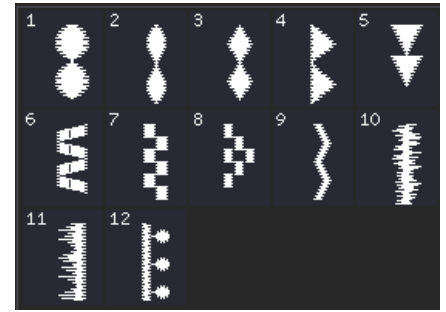
3.2 Needle art stitches -  
Needlework stitches




3.3 Needle art stitches -  
Antique hand embroidery stitches



4.1 Satin stitches -  
Scalloped edges



4.2 Satin stitches -  
Satin elements




4.3 Satin stitches - Broders




5.1 Decorative stitches -  
Leaves and flowers



5.1 Decorative stitches -  
Leaves and flowers



5.2 Decorative stitches -  
Art stitches



5.3 Decorative stitches -  
Ornamental stitches



5.3 Decorative stitches -  
Ornamental stitches



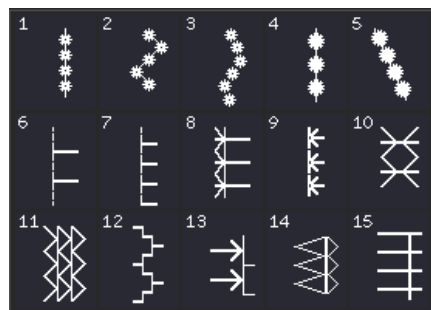
6.1 Miscellaneous stitches -  
Bows and hearts



6.2 Miscellaneous stitches -  
Animal stitches



6.3 Sewing techniques -  
Fun stitches



7.1 Optional feet stitches



# Alphabets



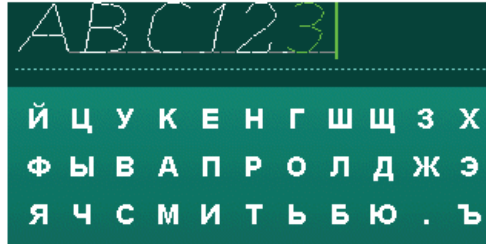
Comic



Script



Outline (720)



Cyrillic